



# September 2021

Sunday	Monday	Tuesday	Wednesday	Thursday	Friday	Saturday
<p><b>September 15- October 15 is National Hispanic Heritage Month!</b> Check out our Story Time video in <a href="#">English</a> and <a href="#">Spanish</a> for <i>My Grandma, Mi Abuelita</i> by Ginger Fogleson Guy</p>			<p><b>1</b> Switch up your reading location today!</p>	<p><b>2</b> Write a new vocabulary word on a card. Use the word as many times as you can today.</p>	<p><b>3</b> Can you combine colors with crayons or markers today? What happens if you mix yellow and red? Try other combinations.</p>	<p><b>4</b> A is for Apple! Cut open an apple and count the seeds inside.</p>
<p><b>5</b> Draw different fruits today. What kinds do you both like to eat? Try writing the first letter of each fruit!</p>	<p><b>6</b> Happy Labor Day! Sing along to songs that celebrate our workers.</p>	<p><b>7</b> Put a few books in the car/bag so your child can read anywhere! If you don't have a book, check out our <a href="#">story time videos on YouTube</a>.</p>	<p><b>8</b> Together, look in the mirror. Talk about ways you are alike and ways you are different.</p>	<p><b>9</b> Play Simon Says today. Take turns being the leader.</p>	<p><b>10</b> Empty out a junk drawer. Sort the items that are alike – all the rubber bands in one pile, all the coins in one pile, etc.</p>	<p><b>11</b> Practice symmetry! Draw the left side of a smiley face of a piece of paper. Let your little one fill in the right side.</p>
<p><b>12</b> It's Rhyming Day! Make up a song with words that rhyme with "go" (ex: snow, toe, dough, etc.)</p>	<p><b>13</b> Watch TV with closed captioning on today.</p>	<p><b>14</b> Make sentences for your child to finish. Be as silly as you want!</p>	<p><b>15</b> Make a shopping list with pictures from some grocery store flyers. Pretend to go grocery shopping!</p>	<p><b>16</b> B is for Brown! How many things can you find today that are brown?</p>	<p><b>17</b> Fill a small flat dish with beans or rice and write letters with your finger. What else can you use as a "pencil?"</p>	<p><b>18</b> It's International Talk Like a Pirate Day! Sing a song together using your best pirate voice. Aaargh!</p>
<p><b>19</b> See if you can take a break from all screens today, even just for an hour. Read together snuggled up extra close!</p>	<p><b>20</b> Have a conversation with your child about their weekend. What did you do? What made you happy? Sad?</p>	<p><b>21</b> It's the First Day of Fall! Go outside and gather leaves. How do they look different?</p>	<p><b>22</b> Spread kindness and respect. Give 10 compliments today!</p>	<p><b>23</b> Draw a big triangle together. Talk about what makes it a triangle and then let your child finish the drawing.</p>	<p><b>24</b> Take a bubble bath at an unusual time and sing in the bath!</p>	<p><b>25</b> Read a brand-new book together today.</p>
<p><b>26</b> Tell your little one a story about when they were a tiny baby. Show them pictures, if you want!</p>	<p><b>27</b> Let your child play using their imagination. Use household objects as props and play along!</p>	<p><b>28</b> Go on a nature hunt in your neighborhood. Keep count of how many animals you find!</p>	<p><b>29</b> Sit down together with paper and crayons and draw a picture of each other. Now draw a self-portrait!</p>	<p><b>30</b> Sing the Itsy-Bitsy Spider song together today. Have fun with the hand motions and movements!</p>	<p><b>More books to read:</b> <i>Alma and How She Got Her Name</i> by Juana Martinez-Neal <i>Dreamers</i> by Yuyi Morales <i>Mango, Abuela and Me</i> by Meg Medina</p>	


# October 2021

Sunday	Monday	Tuesday	Wednesday	Thursday	Friday	Saturday
<p><b>Wordless books are great for engaging children in dialogic reading and can work in any language!</b>  <b>Here are some suggestions: <i>Pancakes for Breakfast</i> (See our <a href="#">Story Time Video</a>), <i>The Red Book</i> by Barbara Lehman, and <i>The Girl and the Bicycle</i> by Mark Pett</b></p>					<p><b>1</b> Talk about opposites today. What's the opposite of big? What about tall?</p>	<p><b>2</b> Make puppets out of paper bags or construction paper today. Be creative and make them colorful!</p>
<p><b>3</b> Pour water into two glasses. Which one has more? Less? Now pour both glasses into different containers. How did it change?</p>	<p><b>4</b> Dip a q-tip in water and write letters and numbers on a piece of construction paper.</p>	<p><b>5</b> Do yoga together and learn some different breathing techniques that help you stay calm.</p>	<p><b>6</b> Switch the books in your car or bag to new ones. Get your child excited to read! If you don't have a new book, check out our <a href="#">story time videos on YouTube</a>.</p>	<p><b>7</b> Talk about the colors you are wearing today. What patterns or designs are you wearing?</p>	<p><b>8</b> C is for Caterpillar! Cut out circles and use glue to create your own caterpillar. Don't forget to draw a face!</p>	<p><b>9</b> How long can you balance on your right foot for? The left? Keep track by counting out loud.</p>
<p><b>10</b> Have your child draw or write a story. Then act it out!</p>	<p><b>11</b> D is for Disco! Have a dance party and then practice writing the letter D in the air.</p>	<p><b>12</b> Read a story without looking at the words today. What do the pictures tell you that the words do not?</p>	<p><b>13</b> Talk about textures today. What can you find around your house that is soft? Rough? Bumpy? Fluffy?</p>	<p><b>14</b> Play your child's favorite game today. Talk about why it's their favorite game.</p>	<p><b>15</b> Do laundry with your child and sort items into piles. Have your little one help match pairs of socks.</p>	<p><b>16</b> It's National Fossil Day! Draw or write about your own fossils.</p>
<p><b>17</b> Play Hokey Pokey together today.</p>	<p><b>18</b> Try to read 5 minutes longer than you did yesterday! Enhance those sitting and listening skills!</p>	<p><b>19</b> Look at the weather forecast for the tomorrow. Talk about how the weather will affect your plans.</p>	<p><b>20</b> Play Follow the Leader and practice running, jumping, and crawling together. Take turns being the leader!</p>	<p><b>21</b> Act like a frog today! How many times can you hop like a frog? Count together as you hop.</p>	<p><b>22</b> Write your child's first name in yellow marker on a piece of paper. Now help your child trace your writing.</p>	<p><b>23</b> Move around today! Practice walking backwards and hop on one foot.</p>
<p><b>24</b> Organize your books by subject. What types of books do you have the most of?</p>	<p><b>25</b> It's Rhyming Day! What words can you think of that rhyme with "hi"?</p>	<p><b>26</b> E is for Elephant! Practice making the noise that elephants make together. Use your arm to get in character!</p>	<p><b>27</b> Walk around the neighborhood and count the pumpkins you see today. How many can you find?</p>	<p><b>28</b> Help your child write a letter for a family member and drop it in the mail.</p>	<p><b>29</b> Sing the ABC song as LOUDLY as you can. Now sing it as softly as you can.</p>	<p><b>30</b> Introduce your little one to three new words while reading today.</p>
<p><b>31</b> Spread kindness and respect. Give 4 compliments today!</p>	<p><b>Massachusetts is known for its beautiful fall colors in October. Enjoy the changing season with your child by taking a walk outside and naming the colors and types of leaves, or sharing books like <i>Leaves</i> by David Ezra Stein and <i>Goodbye Summer, Hello Autumn</i> by Kenard Pak.</b></p>					





# November 2021

Sunday	Monday	Tuesday	Wednesday	Thursday	Friday	Saturday
	<b>1</b> Place some small objects in a paper bag. Let your child reach in and guess what they are. No peeking!	<b>2</b> Practice bouncing a ball back and forth to each other. How many times can you bounce it?	<b>3</b> Draw a square on a piece of paper. Talk about other things that are square. Now turn that square into a picture!	<b>4</b> Find a used toilet paper roll and tape one side. Fill the roll with beans or rice and then tape the other end. You just made a musical instrument!	<b>5</b> Read a book snuggled under the covers together. How do the characters feel throughout the book?	<b>6</b> During a meal today, talk about all of the things on your plate. What sound does each one start with?
<b>7</b> Fold a piece of paper into an airplane and see how far you can make it fly.	<b>8</b> F is for Four! Grab a handful of rice, pasta, or beans and separate them into groups of four.	<b>9</b> Put sugar or salt on a pan or plate. Let your little one practice drawing numbers and letters with their fingers.	<b>10</b> It's Veteran's Day. Learn about our veterans and sing a song of thanks for them!	<b>11</b> Switch the books in our car or bag. Let your little one help you pick the new books out! If you don't have a new book, check out our <a href="#">story time videos on YouTube</a> .	<b>12</b> Have a video chat with a friend or family member. Read your favorite books together.	<b>13</b> Make a bookmark to use when you read together. If you have time, make a second one as a gift for a friend or teacher.
<b>14</b> G is for Green! Take a walk outside and count everything green you see.	<b>15</b> Write the letters of your child's first and last names on index cards or sticky notes. Then help your child put them in order.	<b>16</b> Have a dance party with your favorite music today. Introduce your little one to some of your favorite music from your childhood.	<b>17</b> Read a book using a silly voice. What would each character sound like?	<b>18</b> Have you and your little one share 5 of your favorite things about one another.	<b>19</b> Play I Spy with My Little Eye together today.	<b>20</b> Write numbers 1-10 on small pieces of paper. Pick a number out of a hat and do that many hops on one leg. Repeat!
<b>21</b> Write or draw about the last movie you watched. What was your favorite part?	<b>22</b> Listen to your favorite songs today and sing along. Sing in a silly voice. A high-pitched voice? Low?	<b>23</b> Read a book by your favorite author and encourage your little one to create their own story.	<b>24</b> It's Rhyming Day! What words can you think of that rhyme with "me"?	<b>25</b> Help your child trace their hand. Then, decorate the handprint and turn it into a turkey.	<b>26</b> How many jumping jacks can you do together? Be sure to count out loud.	<b>27</b> H is for Home! Draw a picture of your home together today.
<b>28</b> Sing the alphabet! First sing in a low voice. Then try a high voice. How about a silly voice?	<b>29</b> Read or tell a familiar story today. Every so often, stop and leave out a word. Wait for your child to "fill in the blank."	<b>30</b> Tell your little one a silly joke today. Make up a new joke together and then have your child tell the joke to someone else.	 <p><b>It's National Native American Literacy Month!</b></p> <p>Read related books, such as:</p> <p><i>My Heart Fills with Happiness</i> by Monique Gray Smith, <i>Fry Bread: A Native American Family Story</i> by Kevin Noble Maillard, and <i>We Are Grateful: Otsaliheliga</i> by Traci Sorell</p> 			


# December 2021

Sunday	Monday	Tuesday	Wednesday	Thursday	Friday	Saturday
 <p>It's getting colder and we are celebrating <b>Read a New Book Month!</b></p> <p>Check out: <i>The Snowy Day</i> by Ezra Jack Keats (See our <a href="#">Story Time Video</a>)</p> 			<p><b>1</b></p> <p>Go on a hunt for things that are your favorite color! How many can you find?</p>	<p><b>2</b></p> <p>Help your child cut out pictures from an old magazine. Glue them onto paper and make up a story!</p>	<p><b>3</b></p> <p>Hum a song to your child and see if they can guess what it is. Now it's their turn to hum and you guess.</p>	<p><b>4</b></p> <p>Switch the books in your car or bag to new ones! If you don't have a new book, check out our <a href="#">story time videos on YouTube</a>.</p>
<p><b>5</b></p> <p>It's Rhyming Day! What words can you think of that rhyme with "all"?</p>	<p><b>6</b></p> <p>Play Simon Says with your little one today!</p>	<p><b>7</b></p> <p>J is for Jump! How many times can you jump on your left foot? Your right foot? Count together as you jump.</p>	<p><b>8</b></p> <p>Use pieces of yarn to form the letters of your name. Do first and last!</p>	<p><b>9</b></p> <p>Sing a song you love. Now sing it super slowly. How about super fast?</p>	<p><b>10</b></p> <p>As you're reading a story today, stop in the middle and ask your child to guess what happens next.</p>	<p><b>11</b></p> <p>Ask your child how they felt today. Did they feel excited? Upset? Energetic? Tired?</p>
<p><b>12</b></p> <p>Make silly faces together in the mirror after bath time.</p>	<p><b>13</b></p> <p>When getting dressed today, talk about what comes first, second, and so on. Would it work to switch the order?</p>	<p><b>14</b></p> <p>I is for Igloo! Have your child draw a picture of an igloo and write the letter "I". What other kinds of houses do people live in?</p>	<p><b>15</b></p> <p>Find a line on the ground outside or in your house and walk with your feet on it! Can you keep your balance?</p>	<p><b>16</b></p> <p>See if you can take a break from all screens today, even just for an hour or two. Take the time to read a book!</p>	<p><b>17</b></p> <p>Let your child help you in the kitchen today. Talk about all you are doing together to get a meal ready.</p>	<p><b>18</b></p> <p>Build a fort out of pillows and sheets and read in it tonight!</p>
<p><b>19</b></p> <p>Spread kindness and respect. Give 5 compliments today!</p>	<p><b>20</b></p> <p>Happy First Day of Winter! Cut out a snowman and write your child's name on it together. Decorate it!</p>	<p><b>21</b></p> <p>Have a dance party together today.</p>	<p><b>22</b></p> <p>Switch up your reading location today!</p>	<p><b>23</b></p> <p>Have your little one draw a picture of your family. Talk about the family portrait!</p>	<p><b>24</b></p> <p>Do a puzzle together today.</p>	<p><b>25</b></p> <p>Talk about the number 3! Encourage your child to count to 3 using different objects.</p>
<p><b>26</b></p> <p>Pour a small amount of rice or dried beans into a dish. Now trace letters in the rice or beans with your finger.</p>	<p><b>27</b></p> <p>Teach your child a song you remember from your own childhood. Sing it together.</p>	<p><b>28</b></p> <p>Read your favorite book of this year with your little one. Why was this their favorite book?</p>	<p><b>29</b></p> <p>Celebrate the end of the year! Let your little one know how proud you are of all the growth and progress they made this year.</p>	<p><b>30</b></p> <p>Use a flashlight and a blank wall to make shadow puppets with your hands.</p>	<p><b>31</b></p> <p>Count how many letters are in the alphabet today!</p>	


# January 2022

Sunday	Monday	Tuesday	Wednesday	Thursday	Friday	Saturday
  <p style="text-align: center;"><b>Happy New Year! Check out these books about the winter season:</b>  <i>Owl Moon</i> by Jane Yolen  <i>Over and Under the Snow</i> by Kate Messner  <i>Red Sled</i> by Lita Judge</p>  						<p style="text-align: right;"><b>1</b></p> <p>K is for Kite. Draw a kite together and write the letter "K". Talk about other things you might find in the sky!</p>
<p style="text-align: right;"><b>2</b></p> <p>Can you touch your toes? Do stretches with your little one to see the different ways you can move your body.</p>	<p style="text-align: right;"><b>3</b></p> <p>Snuggle up together and read – each of you bring your own book and read together for as long as your child wants to.</p>	<p style="text-align: right;"><b>4</b></p> <p>Discuss your hopes and dreams for this year. You can be serious or silly... or both!</p>	<p style="text-align: right;"><b>5</b></p> <p>Make silly faces together in the mirror today. What does your face look like when you're happy? Sad? Angry? Etc.</p>	<p style="text-align: right;"><b>6</b></p> <p>Go on a shape hunt around your house today. How many different shapes can you find?</p>	<p style="text-align: right;"><b>7</b></p> <p>Make up a story together today. Have one person start and then take turns telling what happens. Put it on paper!</p>	<p style="text-align: right;"><b>8</b></p> <p>Sing a silly song together today! First sing it in a high pitch, then sing it in a low one.</p>
<p style="text-align: right;"><b>9</b></p> <p>When reading or telling a familiar story, stop and leave out a word. Wait for your child to "fill in the blank."</p>	<p style="text-align: right;"><b>10</b></p> <p>Tell your child a funny story about your parents or grandparents today.</p>	<p style="text-align: right;"><b>11</b></p> <p>Play your child's favorite game today!</p>	<p style="text-align: right;"><b>12</b></p> <p>Challenge your child to count as high as they can today.</p>	<p style="text-align: right;"><b>13</b></p> <p>L is for Lion! What sound does a lion make? Draw a lion together and write the word under the picture.</p>	<p style="text-align: right;"><b>14</b></p> <p>It's Rhyming Day! What words can you think of that rhyme with "bat"? Make up a song using those words!</p>	<p style="text-align: right;"><b>15</b></p> <p>Switch the books in your car and bag for new ones today. If you don't have a new book, check out our <a href="#">story time videos</a> on YouTube.</p>
<p style="text-align: right;"><b>16</b></p> <p>Give your child 5 high-fives today and let them know you're proud of them.</p>	<p style="text-align: right;"><b>17</b></p> <p>Make paper snowflakes together. You can even hang them in your child's room for them to enjoy all winter long.</p>	<p style="text-align: right;"><b>18</b></p> <p>Have your little one help you set up the table today. How many plates, forks, napkins, etc. will you need?</p>	<p style="text-align: right;"><b>19</b></p> <p>Practice writing letters using shaving cream! Grab a pan or other flat surface and cover it with a thin layer of shaving cream.</p>	<p style="text-align: right;"><b>20</b></p> <p>Have a dance party today. Can you dance really fast? How about slowly? Now dance like a robot!</p>	<p style="text-align: right;"><b>21</b></p> <p>When reading with your child today, take a picture walk first. Look through the book and ask your child to tell the story that they see.</p>	<p style="text-align: right;"><b>22</b></p> <p>Learn about Dr. Martin Luther King Jr.'s "I Have a Dream" speech. Talk about what they are inspired to change in the world.</p>
<p style="text-align: right;"><b>23</b></p> <p>Pretend to open a bakery today! Let your child direct the play and ask them questions, such as "What will you do next?"</p>	<p style="text-align: right;"><b>24</b></p> <p>M is for Monday! Can you name all the days of the week? How many days are in a week?</p>	<p style="text-align: right;"><b>25</b></p> <p>Make letters out of play dough. Can you spell words?</p>	<p style="text-align: right;"><b>26</b></p> <p>Sing the alphabet song. Now sing the song backwards.</p>	<p style="text-align: right;"><b>27</b></p> <p>Read to your child in a different place today. Be creative – make a fort and pretend to be reading in an igloo!</p>	<p style="text-align: right;"><b>28</b></p> <p>What are some of the favorite books you've read together recently? Talk about what makes them special.</p>	<p style="text-align: right;"><b>29</b></p> <p>Have a letter hunt! Write letters on sticky notes and place them around your home. Have your child find the letters.</p>
<p style="text-align: right;"><b>30</b></p> <p>Draw a picture of a friendly monster today. Give it 4 eyes and 7 hands. Use at least 5 different colors!</p>	<p style="text-align: right;"><b>31</b></p> <p>Help your child practice writing their first and last name today. Then, have them draw a self-portrait</p>	<p style="text-align: center;"><b>Happy National Braille Literacy Month!</b></p> <p><b>Did you know?</b> Braille is a code made up of a system of six dots that enables text to be read with fingertips, created by an eleven year old in 1821. Braille is used in many languages! Learn more at the <a href="#">National Federation of the Blind site</a>.</p>				

# February 2022

Sunday	Monday	Tuesday	Wednesday	Thursday	Friday	Saturday
		<b>1</b> February is Black History Month. Teach your little one "This Little Light of Mine" – a song from the civil rights movement	<b>2</b> Watch TV with closed captioning on today.	<b>3</b> Have your little one help you in the kitchen. Give them simple instructions and talk about what you are doing.	<b>4</b> Make up a secret handshake with your little one. Practice, practice, practice!	<b>5</b> Spread kindness and respect! Give 7 compliments today. <b>Take Your Child to the Library Day</b>
		<b>6</b> Read your little one's favorite fairy tale aloud and encourage them to write their own.	<b>7</b> It's Rhyming Day! How many words can you think of that rhyme with "feet"? Make up a song with those words!	<b>8</b> Switch the books in your car or bag! If you don't have a new book, check out <a href="#">our story time videos on YouTube</a> .	<b>9</b> Create a pretend argument between stuffed animals. Talk about what happened, feelings, and how to best work out problems.	<b>10</b> Google Chinese New Year activities in your town and check them out!
<b>13</b> Sing while making doing a household chore together today.	<b>14</b> Read a book to your stuffed animals today. What kinds of books do they like best?	<b>15</b> Encourage your child to pick out their own outfit today. Can they button their shirt or zip their pants by themselves?	<b>16</b> Play I Spy with My Little Eye with letters or numbers today.	<b>17</b> O is for Orange! Color using different shades of orange. How many things that are orange can you find?	<b>18</b> Write the alphabet together. Now write it backwards.	<b>19</b> Sing "Head, Shoulders, Knees and Toes" today. Do the motions with the song!
<b>20</b> Read something "grown up" today. Show your child fun things to read – like a cookbook or a magazine.	<b>21</b> Write a new vocabulary word on a card and place it at the breakfast table. Use the word as many times as you can today!	<b>22</b> Draw pictures of faces that show different emotions. Cut and glue them on popsicle sticks or pencils. Act out the emotions!	<b>23</b> Have your little one help you put away dishes today. Help them sort different silverware and put it in the right places.	<b>24</b> Look through the fridge together and create a grocery list. Pretend to go grocery shopping!	<b>25</b> Listen and dance to music with your child. Play the "freeze" game by stopping the music at random points and striking a pose.	<b>26</b> N is for Night! Read a book together tonight. Talk about how the night is different than the day.
<b>27</b> Get out family photos and have a family story night. See how many different stories your family can tell.	<b>28</b> Play Simon Says with your little one today!	<p align="center"><b>February is Black History Month! What do you know about Black history?</b></p> <p align="center"><b>Take time to learn about civil rights figures such as Martin Luther King Jr., Rosa Parks, Harriet Tubman, Barack and Michelle Obama, etc. Read books featuring Black history and Black characters. Here are some suggestions:</b></p> <ul style="list-style-type: none"> <li>• <i>Little Leaders: Bold Women in Black History</i> by Vashti Harrison</li> <li>• <i>Black is a Rainbow Color</i> by Angela Joy</li> </ul>				

# March 2022

Sunday	Monday	Tuesday	Wednesday	Thursday	Friday	Saturday
<p><b>March is Women's History Month!</b> Be sure to appreciate the women in your life. Here are some suggested books to read: <i>Sewing Stories</i> by Barbara Herkert, <i>Malala's Magic Pencil</i> by Malala Yousafzai, and <i>Sonia Sotomayor: A Judge Grows in the Bronx</i> by Jonah Winter</p>		<p><b>1</b> Switch the books in your car or bag! If you don't have a new book, check out <a href="#">our story time videos on YouTube.</a></p>	<p><b>2</b> P is for Purple! Be on the lookout for things that are purple and talk about what they are.</p> <p><b>Read Across America Day</b></p>	<p><b>3</b> Tape empty paper towel rolls together to create a marble run.</p>	<p><b>4</b> Use a ruler or measuring tape to measure things around the house. Which are longer? Which are shorter?</p>	<p><b>5</b> Cut pictures out of an old magazine or catalog and make up a story to go along with them.</p>
<p><b>6</b> Sing "I'm a Little Teapot" today. Do the motions to the song!</p>	<p><b>7</b> It's International Women's Day! Talk to your child about the important women in their life. Read a book about women!</p>	<p><b>8</b> Talk about what you did yesterday. Compare it to what you are doing tomorrow.</p>	<p><b>9</b> Place some small objects in a paper bag. Let your child reach in and guess what they are. No peeking!</p>	<p><b>10</b> Do laundry together today and sort items into piles. Have your little one help match pairs of socks.</p>	<p><b>11</b> Invite your child to draw a picture of a telephone. Work together to write your phone number underneath.</p>	<p><b>12</b> Move your body today and do some yoga poses!</p>
<p><b>13</b> Read a book snuggled under the covers together.</p>	<p><b>14</b> Look at a map of the United States. What other states would you like to visit together?</p>	<p><b>15</b> Play a game that requires following the rules- try Mother May I or Red Light, Green Light.</p>	<p><b>16</b> Happy St. Patrick's Day! Create a shamrock card. Cut out a template, hole punch the perimeter, and thread it with wool or ribbon.</p>	<p><b>17</b> Q is for Quack! What animal quacks? Draw a picture of a duck and write the word underneath the picture.</p>	<p><b>18</b> It's Rhyming Day! How many words can you think of that rhyme with "bug"? Make up a song using those words!</p>	<p><b>19</b> It's World Storytelling Day! When reading with your child today, use silly voices. Let your child help!</p>
<p><b>20</b> Tell your child a story about when you were little.</p>	<p><b>21</b> Play a game today. Help your child explain the instructions to you or look over the instruction manual together!</p>	<p><b>22</b> R is for Red! How many things do you see today that are red?</p>	<p><b>23</b> Make a "to do" list for the day. Then check items off as you do them.</p>	<p><b>24</b> Try balancing on your left foot. Now your right. How long can you stay balanced?</p>	<p><b>25</b> Read a book about animals and talk about different kinds that would make crazy pets.</p>	<p><b>26</b> Give your little one an extra hug tonight and let them know you're proud of them.</p>
<p><b>27</b> Talk about what color your child likes the most. Then look for things that are that color all day!</p>	<p><b>28</b> Go on a letter hunt in your kitchen pantry. Look for the letters that start your name. How many can you find?</p>	<p><b>29</b> Have your child practice holding a pencil today. Write your first name! Can you write your last name?</p>	<p><b>30</b> Have a dance party in the car!</p>	<p><b>31</b> Read your child's favorite book today. What makes this book so special?</p>		



# April 2022

Sunday	Monday	Tuesday	Wednesday	Thursday	Friday	Saturday
<p><b>April is Autism Awareness Month! Check out these books that foster inclusion for all children:</b>  <i>Susan Laughs</i> by Jeanne Willis (See our <a href="#">Story Time Video</a>)  <i>My Brother Charlie</i> by Holly Robinson Peete and Ryan Elizabeth Peete  <i>All My Stripes</i> by Shaina Rudolph and Danielle Royer (See our <a href="#">Story Time Video</a>)  <b>Remember this month is Week of the Young Child! Learn more at the <a href="#">NAEYC site</a>.</b></p>					<p><b>1</b> Look at the weather forecast for the weekend. Talk about how the weather will affect your plans.</p>	<p><b>2</b> Play Follow the Leader today! Take turns being the leader.</p>
<p><b>3</b> Find 5 rhyming words together. Start with anything! Some words to try: hat, pig and hi</p>	<p><b>4</b> S is for Snake! What noise does a snake make? Draw a giant S and then turn it into a snake.</p>	<p><b>5</b> It's Rhyming Day! How many words can you think of that rhyme with "top"? Make up a song with those words!</p>	<p><b>6</b> Switch the books in your car or bag for new ones today. If you don't have a new book, check out our <a href="#">story time videos on YouTube</a>.</p>	<p><b>7</b> Go for a family walk! Reflect on your week and what you're excited about.</p>	<p><b>8</b> Have your child cover their eyes while you make a familiar sound, like closing the door or sneezing. Ask the child to identify it. Take turns!</p>	<p><b>9</b> Write the numbers 1-10 on a piece of paper. What can you find around the house and on your body that you have 1 of, 2 of, etc.</p>
<p><b>10</b> Write your child's name on a piece of paper. Have them outline the letters in glue and cover their name with different objects - beans, rice, etc.!</p>	<p><b>11</b> Reach as high as you can with your hands. Do stretches with your little one to see the different ways you can move your body.</p>	<p><b>12</b> Read a story over the phone with a faraway friend or relative.</p>	<p><b>13</b> Have a discussion today about favorite things to eat. What things do you both like? Are there any you can make together?</p>	<p><b>14</b> Pretend to be a gardener! Fill a container with water and water the plants around your house.</p>	<p><b>15</b> T is for Ten! Count your fingers and toes! Look for other things that come in tens.</p>	<p><b>16</b> Ask your child what they'd like to be when they grow up. Now invite them to draw a picture of their adult self.</p>
<p><b>17</b> Do something out of your usual order today. Maybe sing a song before eating a breakfast or read before you brush your teeth.</p>	<p><b>18</b> Hold the book upside down when you read today. Do you see anything different in the pictures? Now turn it right side up.</p>	<p><b>19</b> Tell your child the story of the day they joined your family!</p>	<p><b>20</b> Pretend you are a superhero. What are your special powers?</p>	<p><b>21</b> Find an empty egg carton and some dried beans or pasta. Write a number between 1 and 12 in each egg "nest." Then put that many beans in the nest.</p>	<p><b>22</b> U is for Umbrella! When do you need an umbrella? When it's raining! Draw a picture of a rainy day today.</p>	<p><b>23</b> Do a march around the house to the beat of a song.</p>
<p><b>24</b> Read a book outside in the shade today. Bring a blanket or find a bench!</p>	<p><b>25</b> During a meal today, talk about all of the things on your plate. What sound does each one start with?</p>	<p><b>26</b> Act like an animal. Have your child try to guess what you are. Then switch!</p>	<p><b>27</b> Count to 20 today! Now can you count backwards to 0?</p>	<p><b>28</b> Help your child write their name in BIG letters. Then let them decorate all of the letters however they want!</p>	<p><b>29</b> Hum a song to your child and see if they can guess what it is. Now it's their turn to hum and you guess.</p>	<p><b>30</b> Snuggle up together and read - each of you bring your own book and read together for as long as your child wants to.</p>



# May 2022

Sunday	Monday	Tuesday	Wednesday	Thursday	Friday	Saturday
<b>1</b> Look at the weather forecast for the tomorrow. Talk about how the weather will affect your plans.	<b>2</b> Play Simon Says today. Take turns being the leader.	<b>3</b> Do laundry with your child and sort items into piles. Have your little one help match pairs of socks.	<b>4</b> Have your child draw or write a story. Then act it out!	<b>5</b> May 5th is Cinco de Mayo! What songs do you know or can learn about Mexican heritage?	<b>6</b> Read a story without looking at the words today. What do the pictures tell you that the words do not?	<b>7</b> Discuss your favorite characters in books you've read together. Who does your child like the most? The least? Why?
<b>8</b> Spend extra one on one time with your child today.	<b>9</b> Name and count all the months of the year. Which month is May?	<b>10</b> Make Spaghetti Letters today! Cook some long, thin pasta, and when it's cool, use a few of the noodles to form letters.	<b>11</b> Have a dance party with your favorite music today. Introduce your little one to some of your favorite music from your childhood.	<b>12</b> Switch the books in your car or bag for new ones today. If you don't have a new book, check out our <a href="#">story time videos on YouTube</a> .	<b>13</b> V is for Vegetables! Talk about which vegetables are your favorite. Why?	<b>14</b> Pretend you are flying to outer space! What would you bring with you? What would you hope to see?
<b>15</b> Together, count backwards from 5 and blast off like a rocket! Can you count backwards from 10? How about 20?	<b>16</b> Make up an adventure story with each other today. Put it on paper!	<b>17</b> It's Rhyming Day! What words can you think of that rhyme with "duck"? Make up a song using the words!	<b>18</b> Read or tell a familiar story today. Every so often, stop and leave out a word. Wait for your child to "fill in the blank"	<b>19</b> At dinner time, have each family member talk about their day. Help out your little one to get them started.	<b>20</b> W is for Water! Take a bath at a different time today or play outside with a hose.	<b>21</b> How old is your little one? Look around your house for things that are in groups or clusters of this number!
<b>22</b> Pick a flower and then put it in a vase. Then draw a picture of it.	<b>23</b> Practice skipping today!	<b>24</b> Read a book snuggled under the covers together. How do the characters feel throughout the book?	<b>25</b> Spread kindness and respect. Give 6 compliments today!	<b>26</b> Make a puddle! Put an ice cube in a bowl and watch it melt. After it melts, put the bowl in the freezer to make a frozen puddle.	<b>27</b> Count how many times you can hop up and down on one foot. Now try the other foot.	<b>28</b> Draw a rainbow today and name each of the colors. Write the letters that each color starts with.
<b>29</b> Sing your favorite song today! Do the movements with it, or make up movements if there are none.	<b>30</b> Create a cozy reading corner. Include books, a pillow or two, stuffed animals and anything else you can think of.	<b>31</b> See if you can take a break from all screens today, even just for an hour. Talk to your child about anything!	<b>May is Mental Health Awareness Month! Promote your child's social emotional growth by talking to them about their feelings, listening to them, and giving plenty of time for active play. Make time for daily connection and ask questions like: "What are things that make you feel better when you're upset?"</b>			


# June 2022

Sunday	Monday	Tuesday	Wednesday	Thursday	Friday	Saturday
<p><b>It's LGBTQ+ Book Month!</b> If you have questions about how to talk about gender identity and sexuality in the home, check out these resources for parents and caregivers: <a href="#">Advocates for Youth</a>, <a href="#">Family Acceptance Project</a>, &amp; <a href="#">American Psychology Association</a></p>			<p><b>1</b></p> <p>Go on a Square Hunt around your house or neighborhood. What can you find that's square?</p>	<p><b>2</b></p> <p>Dip a q-tip in water and write letters and numbers on a piece of construction paper.</p>	<p><b>3</b></p> <p>Make a puppet from a sock today and put on a show. Use fun voices and songs and move around!</p>	<p><b>4</b></p> <p>Switch the books in your car or bag for new ones today. If you don't have a new book, check out our <a href="#">story time videos on YouTube</a>.</p>
<p><b>5</b></p> <p>Spread kindness and respect. Give 5 compliments today!</p>	<p><b>6</b></p> <p>Practice bouncing a ball back and forth to each other. Can you catch it?</p>	<p><b>7</b></p> <p>Count a pile of coins, buttons, or other small objects. How can you sort them into groups?</p>	<p><b>8</b></p> <p>Have your child draw a picture of your home. Now together write your full address below the picture.</p>	<p><b>9</b></p> <p>Listen and dance to music with your child. Play the "freeze" game by stopping the music at random points and striking a pose.</p>	<p><b>10</b></p> <p>Read to your child in a different place today. Be creative!</p>	<p><b>11</b></p> <p>Y is for Yellow! Walk through your house or neighborhood and point out everything that is yellow.</p>
<p><b>12</b></p> <p>Google to see when museums and events in your area are open for free. Make a calendar of things to do.</p>	<p><b>13</b></p> <p>Play with your food at dinner. What shapes can you find on your plate and around the dinner table?</p>	<p><b>14</b></p> <p>Help your child practice writing their first and last name today. Then, have them draw a picture of their family.</p>	<p><b>15</b></p> <p>Sing and dance in the dark using a flashlight to illuminate the way!</p>	<p><b>16</b></p> <p>Read a book snuggled under the covers together.</p>	<p><b>17</b></p> <p>Go for a family walk. Talk about your day and what you did.</p>	<p><b>18</b></p> <p>Play "Restaurant." Have your child take your order and deliver your pretend food.</p>
<p><b>19</b></p> <p>While cooking or eating, play the "more or less" game. Ask who has more potatoes and who has less.</p>	<p><b>20</b></p> <p>Create a summer bucket list together, outlining everything you want to do this summer.</p>	<p><b>21</b></p> <p>Move like different animals! Trot like a horse, slither like a snake, etc.</p>	<p><b>22</b></p> <p>Read a book about summer today and talk about the differences in all four seasons.</p>	<p><b>23</b></p> <p>Z is for Zoo! What kind of animals do you see in a zoo? What noise does each animal make? Act it out!</p>	<p><b>24</b></p> <p>Spend extra quality time together today! Pick a movie to watch, song to sing, or board game to play.</p>	<p><b>25</b></p> <p>Organize your books by subject. What types of books do you have the most of? Which do you want more of?</p>
<p><b>26</b></p> <p>Make a pledge to read every day this summer! Write your pledge down, sign it together and post it somewhere visible!</p>	<p><b>27</b></p> <p>Dance to your favorite song! Be as silly as you can.</p>	<p><b>28</b></p> <p>Visit your library today and find out what summer reading programs they offer for your little one.</p>	<p><b>29</b></p> <p>It's Rhyming Day! What words can you think of that rhyme with "fun"?</p>	<p><b>30</b></p> <p>Play Hopscotch! Emphasize the importance of taking turns as you play.</p>	<p><b>Here are some books about friendship:</b>  <i>A Letter to Amy</i> by Ezra Jack Keats  <i>Can I Play Too?</i> by Mo Willems  <i>The Invisible Boy</i> by Trudi Ludwig</p>	

# July 2022

Sunday	Monday	Tuesday	Wednesday	Thursday	Friday	Saturday
<p><b>It's LGBTQ+ Book Month!</b> If you have questions about how to talk about gender identity and sexuality in the home, check out these resources for parents and caregivers: <a href="#">Advocates for Youth</a>, <a href="#">Family Acceptance Project</a>, &amp; <a href="#">American Psychology Association</a></p>			<p><b>1</b> Go on a Square Hunt around your house or neighborhood. What can you find that's square?</p>	<p><b>2</b> Dip a q-tip in water and write letters and numbers on a piece of construction paper.</p>	<p><b>3</b> Make a puppet from a sock today and put on a show. Use fun voices and songs and move around!</p>	<p><b>4</b> Switch the books in your car or bag for new ones today. If you don't have a new book, check out our <a href="#">story time videos on YouTube</a>.</p>
<p><b>5</b> Spread kindness and respect. Give 5 compliments today!</p>	<p><b>6</b> Practice bouncing a ball back and forth to each other. Can you catch it?</p>	<p><b>7</b> Count a pile of coins, buttons, or other small objects. How can you sort them into groups?</p>	<p><b>8</b> Have your child draw a picture of your home. Now together write your full address below the picture.</p>	<p><b>9</b> Listen and dance to music with your child. Play the "freeze" game by stopping the music at random points and striking a pose.</p>	<p><b>10</b> Read to your child in a different place today. Be creative!</p>	<p><b>11</b> Y is for Yellow! Walk through your house or neighborhood and point out everything that is yellow.</p>
<p><b>12</b> Google to see when museums and events in your area are open for free. Make a calendar of things to do.</p>	<p><b>13</b> Play with your food at dinner. What shapes can you find on your plate and around the dinner table?</p>	<p><b>14</b> Help your child practice writing their first and last name today. Then, have them draw a picture of their family.</p>	<p><b>15</b> Sing and dance in the dark using a flashlight to illuminate the way!</p>	<p><b>16</b> Read a book snuggled under the covers together.</p>	<p><b>17</b> Go for a family walk. Talk about your day and what you did.</p>	<p><b>18</b> Play "Restaurant." Have your child take your order and deliver your pretend food.</p>
<p><b>19</b> While cooking or eating, play the "more or less" game. Ask who has more potatoes and who has less.</p>	<p><b>20</b> Create a summer bucket list together, outlining everything you want to do this summer.</p>	<p><b>21</b> Move like different animals! Trot like a horse, slither like a snake, etc.</p>	<p><b>22</b> Read a book about summer today and talk about the differences in all four seasons.</p>	<p><b>23</b> Z is for Zoo! What kind of animals do you see in a zoo? What noise does each animal make? Act it out!</p>	<p><b>24</b> Spend extra quality time together today! Pick a movie to watch, song to sing, or board game to play.</p>	<p><b>25</b> Organize your books by subject. What types of books do you have the most of? Which do you want more of?</p>
<p><b>26</b> Make a pledge to read every day this summer! Write your pledge down, sign it together and post it somewhere visible!</p>	<p><b>27</b> Dance to your favorite song! Be as silly as you can.</p>	<p><b>28</b> Visit your library today and find out what summer reading programs they offer for your little one.</p>	<p><b>29</b> It's Rhyming Day! What words can you think of that rhyme with "fun"?</p>	<p><b>30</b> Play Hopscotch! Emphasize the importance of taking turns as you play.</p>	<p><b>Here are some books about friendship:</b>  <i>A Letter to Amy</i> by Ezra Jack Keats  <i>Can I Play Too?</i> by Mo Willems  <i>The Invisible Boy</i> by Trudi Ludwig</p>	

# August 2022

Sunday	Monday	Tuesday	Wednesday	Thursday	Friday	Saturday
	<b>1</b> Switch the books in your car or bag for new ones today. If you don't have a new book, check out our <a href="#">story time videos on YouTube</a> .	<b>2</b> Spread kindness and respect! Give 6 compliments today.	<b>3</b> Go on a letter search in your house. What can you find that starts with the letter "T"?	<b>4</b> Do laundry with your child and sort items into piles. Have your little one help match pairs of socks.	<b>5</b> What are your plans for the weekend? Have your child write or draw about what they want to do.	<b>6</b> Sing a song together with your child's name in it.
<b>7</b> Read your child your favorite bedtime story that you enjoyed as a kid.	<b>8</b> Bring out the giggles by telling your child your favorite joke.	<b>9</b> Play Red Light, Green Light with your child today.	<b>10</b> Go on a nature walk and count the number of flowers you can spot. How many did you find?	<b>11</b> Write a story and have your child do the same. Share stories at the end.	<b>12</b> Show your child your favorite song from your childhood.	<b>13</b> Read your child's favorite book in a different voice today. Don't be afraid to be silly.
<b>14</b> Look at a map. Ask your child where their dream road trip would take them?	<b>15</b> Scale a hike outdoors or a mountain of pillows with your child.	<b>16</b> Teach your child about the different types of coins. Count how many there are in each pile.	<b>17</b> Paint or color something with your child. Help your child write their first and last name on the paper.	<b>18</b> Go stargazing or cloud watching. Make up a song about the shapes you can see.	<b>19</b> What's your child's favorite book character? Make up a new story with them in a starring role.	<b>20</b> Teach your child a bit about table manners and have a "Good Manners Dinner".
<b>21</b> Pretend to go on a sea journey today! What kind of boat are you on? What will you see?	<b>22</b> Draw a series of aliens with your child. Count how many fingers and toes they have.	<b>23</b> Find a marker or crayon for every color of the rainbow. Try writing or drawing with all the colors.	<b>24</b> Try listening to music and singing from a new genre today.	<b>25</b> Read your child a myth or story with a moral at bedtime tonight.	<b>26</b> Learn together what types of animals have fur, scales, and feathers.	<b>27</b> Cut up some paper and make masks. Enjoy a masquerade ball!
<b>28</b> Do an at-home workout with jumping jacks with your child. Count the number of repetitions.	<b>29</b> Draw a zoo scene with your child. Practice writing the animals' names.	<b>30</b> Look up the lyrics to your child's favorite song and teach them what each word means.	<b>31</b> Ask your child what their favorite thing to learn about is. Read a book about it.	 <p><b>August is National Wellness Month!</b> Here are some activities you might want to try: Watch our <a href="#">Story Time Video</a> for <i>From Head to Toe</i> by Eric Carle Go outside and do something new together with the people you love Take a bubble bath!</p>		